

Charities Aid Foundation India

Foreign Contributions Account
Balance Sheet as at March 31, 2022

PARTICULARS	Notes	As at March 31, 2022 (₹)	As at March 31, 2021 (₹)
<u>SOURCES OF FUNDS</u>			
Surplus Fund	1	11,01,07,238	5,99,61,572
Capital Assets Fund	3	-	-
Institutional Development Fund	2	2,00,00,000	2,00,00,000
Unutilised Grants / Donations	3A	14,18,52,587	18,04,61,423
TOTAL		27,19,59,825	26,04,22,995
<u>APPLICATION OF FUNDS</u>			
Fixed Assets			
a. Tangible Assets	4	1,18,89,284	1,18,96,414
b. Intangible Assets	4	14,37,463	14,37,463
c. Less : Accumulated Depreciation		(1,28,51,746)	(1,21,11,301)
		4,75,001	12,22,576
Current Assets, Loans and Advances			
Cash and Bank Balances	5	26,32,41,326	25,11,19,535
Loans and Advances	6	1,37,52,380	1,53,22,877
Current Investment	9	-	-
Total Current Assets		27,69,93,706	26,64,42,412
Less: Current Liabilities and Provisions	7	55,08,882	72,41,993
Net Current Assets		27,14,84,824	25,92,00,419
Non Current Liabilities and Provisions	8	-	-
TOTAL		27,19,59,825	26,04,22,995
Summary of significant accounting policies	11.2		

The accompanying notes form an integral part of the financial statements

As per our report of even date

For Ray & Ray
Chartered Accountants
Firm Registration Number: 301072E

(Signature)
(Samir Manocha)
Partner
Membership Number: 91479



For and on behalf of Charities Aid Foundation India

(Signature)
Madhu Bala Nath
Chairperson

(Signature)
Dr. Nivedita Narain
Chief Executive Officer

Place: New Delhi

Date: 22 DEC 2022



Charities Aid Foundation India
Foreign Contributions Account
Income and Expenditure Account for the year ended 31st March, 2022


PARTICULARS	Notes	Year ended March 31, 2022 (₹)	Year ended March 31, 2021 (₹)
INCOME			
Grants/Donations Received			
Specific Purpose Grant	3A	21,36,88,034	60,57,36,061
Other Income	9	2,65,33,915	1,81,95,959
		24,02,21,949	62,39,32,020
EXPENDITURE			
Grants/Donations Paid			
Specific Purpose Grant Expenditure	3B	18,85,11,208	57,02,05,878
Depreciation and Amortisation	4	7,40,445	7,63,909
Other Expenses	10	8,24,630	4,72,14,644
		19,00,76,283	61,81,84,431
Excess of Income over Expenditure for the year		5,01,45,666	57,47,589
Appropriations			
- Transfer from Capital Assets Fund		-	-
- Transfer to Institutional Development Fund		-	-
- Transfer to Surplus Fund		5,01,45,666	57,47,589

Summary of significant accounting policies 11.2

The accompanying notes form an integral part of the financial statements



As per our report of even date

For Ray & Ray
Chartered Accountants
Firm Registration Number: 301072E


(Samir Manocha)
Partner
Membership Number: 91479



For and on behalf of Charities Aid Foundation India

 
Madhu Bala Nath **Dr. Nivedita Narain**
Chairperson **Chief Executive Officer**

Place: New Delhi

Date: 22 DEC 2022



**CHARITIES AID FOUNDATION INDIA
FOREIGN CONTRIBUTIONS ACCOUNT
RECEIPTS AND PAYMENTS ACCOUNT FOR THE YEAR ENDED 31ST MARCH, 2022**

Receipts	Amount (₹)	Amount (₹)	Payments	Amount (₹)	Amount (₹)
Opening Cash, Bank Balances & Advances			Grants / Donations Utilised		
Cash-in-hand	2,07,939		Foundations		
Balance in Saving Account with HDFC Bank	18,86,401		Medical Relief	76,51,883	2,11,53,861
Balance in Saving Account with State Bank of India	1,41,95,927		Education	1,35,01,978	
Fixed Deposits with HDFC Bank Ltd.	7,82,02,943		Companies		
Fixed Deposits with Corporation Bank	1,67,04,155		Education	1,14,34,102	
Fixed Deposits with HDFC Ltd.	11,04,09,814		Relief of Poor	50,38,824	
Fixed Deposits with State Bank of India	2,95,12,356		Environment Protection	64,57,121	
Advances	33,72,012		Employees Matched Giving GAYE Program		
Tax Deducted at Source	11,06,146	25,55,97,693	Education	11,345	2,37,036
			Relief of Poor	2,25,691	
Grants / Donations Received			Campaign / Appeals		
Barclays Employee Assistance Program	34,432		Medical Relief	12,00,39,208	
Benevity UK NCF Onlinegiving	14,89,67,094		Education	36,52,202	
Bernard Van Leer Foundation	42,69,538		Relief of Poor	23,23,771	
Bridge Fund for Humanitarian Pool	12,750		Environment Protection	1,83,470	
Burger King Foundation - DAF Covid Wave II	75,000		Cyclone Relief	98,640	12,62,97,291
CAF - America	59,45,736		Other Payments		
EXL Employee Assistance Program	13,92,070		Security deposit adjusted through rent	10,41,865	
Girl/GIM-Govid-19-Wave-II	13,40,280		Loans and advances	19,67,723	
Girl Raising Global funds - Slam out	3,52,707		Travel	82,938	
HFF - Management Cost Chargeable and unallocated funds	12,03,829	17,57,79,583	Duties & Taxes	21,64,608	
Milap Covid-19 Wave-II	28,32,588		Exchange rate loss	24,578	
One Time Donation	20,383		Office Expenses	49,922	
Rolls Royce PLC	35,33,176		Bank Charges	15,362	
			Others	32,753	53,79,749
Other Receipts			Closing Cash, Bank Balances & Advances		
Interest on Fixed Deposits with Bank	91,21,891		Cash-in-hand	1,33,913	
Interest on Saving Bank Account	24,57,638	1,15,79,529	Balance in Saving Account with HDFC Bank	3,16,20,825	
			Balance in Saving Account with State Bank of India		
			Fixed Deposits with HDFC Bank Ltd.	96,52,879	
			Fixed Deposits with Corporation Bank	5,89,05,527	
			Fixed Deposits with HDFC Ltd.	1,67,60,643	
			Fixed Deposits with State Bank of India	11,55,81,111	
			Advances	3,05,86,429	
			Tax Deducted at Source	17,49,612	26,69,58,821
				19,67,182	
Total		44,29,56,805	Total		44,29,56,805

Significant accounting policies and notes to Accounts forming part of the accounts - Schedule 11.2 of Balance Sheet

As per our report of even date

For Ray & Ray

Chartered Accountants

Firm Registration Number: 3010741

205, Ansal Bhawan

16, K.G. Meerg

New Delhi-01

CHARTERED ACCOUNTANTS

(Samir Malocha)

Partner

Membership Number: 91479

Place: New Delhi

Date: 22 DEC 2022

For and on behalf of Charities Aid Foundation India



Madhu Bala Nath

Madhu Bala Nath
Chairperson

Dr. Nivedita Narain
Chief Executive Officer

(Handwritten signature)

**Charities Aid Foundation India
Foreign Contributions Account
Notes to Financial Statements for the year ended March 31, 2022**

	As at March 31, 2022 (₹)	As at March 31, 2021 (₹)
Note 1		
Surplus Fund		
Opening Balance	5,99,61,572	5,42,13,984
Add: Appropriations from excess of income over expenditure for the year	5,01,45,666	57,47,588
	11,01,07,238	5,99,61,572

	As at March 31, 2022 (₹)	As at March 31, 2021 (₹)
Note 2		
Institutional Development Fund		
Opening Balance	2,00,00,000	2,00,00,000
Add: Appropriations from excess of income over expenditure for the year	-	-
	2,00,00,000	2,00,00,000

(This space has been left blank intentionally)



Pooja Bala Wall



Charities Aid Foundation India
Foreign Contributions Account
Notes to Financial Statements for the year ended March 31, 2022

Note 3 A

Unutilised Grants / Donations

	All amounts in (₹)					
	As at March 31, 2021	Contributions	Transfer to Income and Expenditure Account (Income)	Transfer to Capital Assets Fund/ Adjustments	As at March 31, 2022	As at March 31, 2021
GRANTS						
Grants from Foundations	6,48,90,125	1,33,29,289	2,17,09,467	-	5,65,09,947	6,48,90,125
Grants from Companies	10,04,12,362	-	6,76,79,573	-	3,27,32,789	10,04,12,362
Employees Matched Giving GAYE Program	7,55,495	20,097	7,44,057	-	31,535	7,55,495
Individual Giving	1,14,313	2,85,842	3,84,135	-	16,020	1,14,313
Campaigns	19,64,809	-	-	-	19,64,809	19,64,809
Appeals	1,11,14,081	16,00,68,527	12,15,66,599	-	4,96,15,909	1,11,14,081
Other funds	4,72,290	13,75,443	16,04,103	-	2,43,630	4,72,290
Grant for Designated Project	7,37,948	-	-	-	7,37,948	7,37,948
Total	18,04,61,423	17,50,79,198	21,36,88,034	-	14,18,52,587	18,04,61,423
Previous Year	68,74,09,754	9,87,87,730	60,57,36,061	-	18,04,61,423	68,74,09,754

* Includes interest earned on invested funds as per specific terms.



Mr

Madhu Bala Datta

Charities Aid Foundation India
Foreign Contributions Account
Notes to Financial Statements for the year ended March 31, 2022

Note 3 B

	All amounts in (₹)	
	Year ended 31.03.22	Year ended 31.03.21
Expenditure		
Foreign Contribution Account		
	Transferred to Income and Expenditure Account (Expenses)	
GRANTS		
Disbursal out of :		
Grants from Foundations	2,04,01,077	2,79,71,388
Grants from Companies	6,49,78,568	50,57,14,968
Employees Matched Giving GAYE Program	7,26,396	2,41,138
Individual Giving	3,84,135	7,12,780
Campaigns	-	1,15,200
Appeals	10,20,21,032	3,54,50,404
Other Funds	-	-
Total	18,85,11,208	57,02,05,878

(This space has been left blank intentionally)



M. Madhu Sate Nair

Charities Aid Foundation India
Foreign Contributions Account
Notes to Financial Statements for the year ended March 31, 2022

Note 4

Fixed Assets

PARTICULARS	Gross Block			Depreciation / Amortisation			Net Block	
	As at April 1, 2021	Additions	Deletions / Adjustments	As at April 1, 2021	For the year	Deletions / Adjustments	As at March 31, 2022	As at March 31, 2021
A. Tangible Assets								
Fixed Assets acquired out of specific purpose grants								
Equipments	7,31,674	-	-	7,31,674	-	-	7,31,674	-
Computers	9,70,325	-	-	9,70,325	-	-	9,70,325	-
Furniture & Fixtures	8,29,519	-	-	8,29,519	-	-	8,29,519	-
Total	25,31,518	-	-	25,31,518	-	-	25,31,518	-
Fixed Assets acquired out of Surplus Fund								
Equipments	22,20,371	-	7,130	15,78,701	4,36,146	-	20,14,847	1,98,394
Leasehold improvement	22,98,345	-	-	22,98,345	-	-	22,98,345	-
Computers	32,04,934	-	-	29,38,580	2,20,550	-	31,59,170	45,764
Furniture & Fixtures	16,41,246	-	-	16,41,246	-	-	16,41,246	-
Total	93,64,896	-	7,130	84,56,872	6,56,736	-	91,13,608	2,44,158
Total - A Tangible Assets	1,18,96,414	-	7,130	1,09,88,390	6,56,736	-	1,16,45,126	2,44,158
B. Intangible Assets								
Website	2,35,861	-	-	2,35,861	-	-	2,35,861	-
Tally Customization	7,16,740	-	-	7,16,740	-	-	7,16,740	-
DMS Hive Customization	1,54,462	-	-	1,20,313	34,149.46	-	1,54,462	34,150
Geo Tagging	3,30,400	-	-	49,997	49,560	-	99,557	2,30,843
Total - B Intangible Assets	14,37,463	-	-	11,22,911	83,709	-	12,06,620	2,30,843
Grand Total (A+B)	1,33,33,877	-	7,130	1,21,11,301	7,40,445	-	1,28,51,746	4,75,001
Previous Year	1,39,96,809	3,44,700	10,07,632	1,33,33,877	7,63,909	10,02,874	1,21,11,301	12,22,576

(This space has been left blank intentionally)

Mr Medhu Bala Nath



1,31,89,247
(3,37,501)

1077952
3,37,507

12,22,576
16,46,547

2,30,843
3,14,553

4,75,001
12,22,577

12,22,576
16,46,547

Charities Aid Foundation India
Foreign Contributions Account
Notes to Financial Statements for the year ended March 31, 2022

	As at March 31, 2022 (₹)	As at March 31, 2021 (₹)
Note 5		
Cash and Bank balances		
Cash in hand	1,33,913	2,07,939
Balances with scheduled banks		
- Saving account	4,12,73,703	1,60,82,328
- Fixed deposits	22,18,33,710	23,48,29,268
	26,32,41,326	25,11,19,535
Note 6		
Loans and Advances		
Advances recoverable in cash or kind	61,78,155	59,80,143
Interest accrued but not due on fixed deposits	66,41,766	65,17,854
TDS recoverable	8,61,735	11,06,146
Prepaid expenses	58,589	6,64,734
Security deposits	12,135	10,54,000
Advance for gratuity with LIC (net of plan assets)	-	-
	1,37,52,380	1,53,22,877

(This space has been left blank intentionally)




Mr

Indhu Bala Nall

Charities Aid Foundation India
Foreign Contributions Account
Notes to Financial Statements for the year ended March 31, 2022

Note 7	As at March 31, 2022 (₹)	As at March 31, 2021 (₹)
Current Liabilities and Provisions		
Current Liabilities		
Sundry creditors and payables	18,94,076	36,35,851
Statutory liabilities payable	3,24,072	3,15,408
	22,18,148	39,51,259
Provisions		
Provision for compensated leave absences	32,90,734	32,90,734
	32,90,734	32,90,734
	55,08,882	72,41,993
Note 8	As at March 31, 2022 (₹)	As at March 31, 2021 (₹)
Non Current Liabilities and Provisions		
Provision for gratuity (net of plan assets)	-	-
	-	-

(This space has been left blank intentionally)



Madhu Bala Nath

**Charities Aid Foundation India
Foreign Contributions Account
Notes to Financial Statements for the year ended March 31, 2022**

Note 9	<u>Year ended March 31, 2022</u>	<u>Year ended March 31, 2021</u>
Other Income	(₹)	(₹)
Interest on fixed deposits and saving accounts	2,65,50,835	1,79,76,689
Less: Transferred to grants (Refer note 5A)	-	-
Miscellaneous Income	2,65,50,835 (16,920)	1,79,76,689 2,19,270
	2,65,33,915	1,81,95,959
Note 10	<u>Year ended March 31, 2022</u>	<u>Year ended March 31, 2021</u>
	(Rs.)	(Rs.)
Operating and other Expenses		
Other expenses	-	-
	(₹)	(₹)
Operating and other Expenses	8,24,630	4,72,14,644

(This space has been left blank intentionally)



Indhu Bala Nath